







Keeping safe and managing risk					
Term 1b • Anti- Bullying (Expect respect Anti-Bullying Week)  Online Bullying	Term 1b • Anti- Bullying (Expect respect Anti-Bullying Week)  Online Bullying	Term 1b • Anti- Bullying (Expect respect Anti-Bullying Week)  Online Bullying	Term 1b • Anti- Bullying (Expect respect Anti-Bullying Week)  Online Bullying	Term 1b • Anti- Bullying (Expect respect Anti-Bullying Week)  Online Bullying	Term 1b • Anti- Bullying (Expect respect Anti-Bullying Week)  Online Bullying
Y1 Term 3a Feeling safe	Y2 Term 3a Indoors and outdoors	Y3 Term 2b Bullying – see it, say it, stop it	Y4 Term 1b Playing safe	Y5 Term 1a When things go wrong	Y6 Term 3b Keeping safe – out and about
1. Pupils learn about safety in familiar situations Pupils <ul style="list-style-type: none"> recognise the difference between 'real' and 'imaginary' dangers understand that there are situations when secrets should not be kept know to tell a trusted adult if they feel unsafe 	Lesson 1 for Yrs 2-6: Revise NSPCC lesson 'Pants'				2.Pupils learn about feelings of being out and about in the local area with increasing independence Pupils <ul style="list-style-type: none"> are aware of potential risks when out and about in the local area describe a range of feelings associated with being out and about understand that people can make assumptions about others that might not reflect reality
2.Pupils learn about personal safety Pupils <ul style="list-style-type: none"> recognise the difference between good and bad touches understand there are parts of the body which are private know who they can go to, what to say or do if they feel unsafe or worried NSPCC materials PANTS 	2.Pupils learn about keeping safe in the home, including fire safety Pupils <ul style="list-style-type: none"> know some simple rules for keeping safe indoors, including online can describe what to do if there is an emergency understand that they can take some responsibility for their own safety Visit from the Fire Brigade 	2.Pupils learn to recognise bullying and how it can make people feel Pupils <ul style="list-style-type: none"> are able to define what is meant by 'bullying' can identify the difference between falling out with someone and bullying understand how bullying can make people feel and why this is unacceptable 	2.Pupils learn about keeping safe near roads, rail, water, building sites and around fireworks Pupils <ul style="list-style-type: none"> can identify and assess the level of risk of different activities in the local environment recognise that in some situations there may pressure to behave in a way that doesn't feel safe can identify some ways to respond to unhelpful pressure RNLI workshop 	2. Pupils learn about keeping safe online Pupils <ul style="list-style-type: none"> understand that people can be influenced by things online can explain why what they see online might not be trustworthy know when and how to report something that makes them feel unsafe or uncomfortable 	
3.Pupils learn about people who help keep them safe outside the home Pupils <ul style="list-style-type: none"> can identify situations where they might need help can identify people in the community who can help to keep them safe know how to ask for help if they need it 	3. Pupils learn about keeping safe outside Pupils <ul style="list-style-type: none"> know some rules for keeping safe outside can assess whether a situation is safe or unsafe understand the importance of always telling someone where they are going or playing 	3.Pupils learn about different types of bullying and how to respond to bullying incidents Pupils <ul style="list-style-type: none"> can name different types of bullying (including racism) can identify the different ways bullying can happen (including online) can describe how they would respond in a range of situations relating to falling out and bullying, including how to get help 	3-7Pupils learn about what to do in emergency and basic emergency first aid procedures Pupils <ul style="list-style-type: none"> are able to assess what to do in an emergency can carry out some simple first aid procedures for different needs can demonstrate how to ask for help from a range of emergency services Heart Start (British Heart Foundation) 	3. Pupils learn that violence within relationships is not acceptable Pupils <ul style="list-style-type: none"> know what is meant by domestic violence and abuse understand that nobody should experience violence within a relationship know what to do if they experience violence/ where to go for help, advice and support 	3.Pupils learn about recognising and responding to peer pressure Pupils <ul style="list-style-type: none"> can identify risky behaviour in peer groups recognise and respond to peer pressure and who they can ask for help understand how people feel if they are asked to do something they are unsure about
	4 Pupils learn about Road Safety Be-Connected Road Safety Workshop	4.Pupils learn about what to do if they witness bullying Pupils <ul style="list-style-type: none"> can explain how to react if they witness bullying understand the role of bystanders and the important part they play in reducing bullying know how and to whom to report incidents of bullying, where to get help and support 		4. Pupils learn about problems that can occur when someone goes missing from home Pupils <ul style="list-style-type: none"> understand some of the reasons that might cause a young person to run away or be absent from home can identify the potential risks and dangers of running away or going missing know who to talk to if they feel like running away 	4 . Pupils learn about the consequences of anti-social behaviour (including gangs and gang related behaviour) Pupils <ul style="list-style-type: none"> know some of the consequences of anti-social behaviour, including the law describe ways to resist peer pressure recognise they have responsibility for their behaviour and actions Police workshop Knife Crime
					5-6 Pupils learn about what to do in emergency and basic emergency first aid procedures Pupils <ul style="list-style-type: none"> Heart Start (British Heart Foundation)